Milk Price working group EJF

Comparing data between

Denmark-France-Germany-Luxembourg-United Kingdom-Netherlands-Irland

-

EJF MEETING | November 2026

Jersey Island - Milk pricing system

- Jersey Island
- 22 km from France – 160 km from England
- 120 square km in total area
- Approx 50% is farmed land
- Activities: Jersey Royal potatoes & Jersey cows

Jersey Island - Milk pricing system

- 2,200 milking cows
- 11 dairy herds
- 15.8 million litres
- 7,150 litre average per cow

Jersey Island - Milk pricing system

Jersey Dairy Farmer-owned Co-operative

- 15.8 million litres intake in 2025
- Quota / Licence issued – owned by Jersey Dairy
- Approx 50% production for local products
- Approx 50% production for export products

Jersey Island - Milk pricing system

Quarterly Standard **Milk Price per Litre** - Conventional Milk

	2026 (GBP pence per litre)	
Jan – March	66.52	Euro Cents 78
April – June	65.09	Euro Cents 77
July – Sept	68.89	Euro Cents 81
Oct - Dec	70.89	Euro Cents 84

25% of Annual Quota must be produced in each quarter - Flat milk supply profile

Jersey Island - Milk pricing system

Butterfat (based on average for the period)

Band	**Butterfat %**	**Bonus per litre** (GBP pence)	
1	> 6	1.50 ppl	1.78 €c
2	5.70 – 5.99	1.00 ppl	1.19 €c
3	5.40 – 5.69	0.75 ppl	0.89 €c
4	< 5.4	Zero	

Jersey Island - Milk pricing system

Protein (based on average for the period)

Band	**Protein %**	**Bonus per litre** (GBP pence)	
1	> 4.5	1.75 ppl	2.08 €c
2	4.00 – 4.49	1.25 ppl	1.48 €c
3	3.80 – 3.99	0.25 ppl	0.29 €c
4	3.50 – 3.79	Zero	
5	< 3.5	**- 0.50 ppl (penalty) – 0.59 €c**	

Jersey Island - Milk pricing system

SCC – Somatic Cell Count (based on average for the period)

Band	**SCC av count**	**Bonus per litre** (GBP pence)	
1	0 – 120,000	1.50 ppl	1.78 €c
2	120,001 – 150,000	1.00 ppl	1.19 €c
3	150,001 – 200,000	0.40 ppl	0.47 €c
4	200,001 – 250,000	Zero	
5	250,001 – 300,000	**- 1.00 ppl (penalty) – 1.19 €c**	
6	> 300,000	**- 2.00 ppl (penalty) – 2.38 €c**	

Jersey Island - Milk pricing system

Bonuses / Penalties for:

- **Individual Bacterial Count (IBC) – BactoScan**
- **Thermoduric Bacteria Count**
- **Psychrotrophic Bacteria Count**

Jersey Island - Milk pricing system

Bonus also paid for level quota production per quarter, throughout the year.

Producers are rewarded for:

- Level production throughout the year according to quota predictions
- Quality and components of the milk being supplied to Jersey Dairy
- Dividends paid if Jersey Dairy makes a profit (after re-investment)

Data on:
base price,fat kg price,protein kg price, farm milk price

2024 market

-High demand for fat

-stable high prices
-Blue tong disease across Europe lowers production

2025 market

-First half: stable high prices
-increase in production lowers prices in second half

2026 market

-High production in first months, drought and heatwaves across Europe slows production
-market is uncertain in forecast

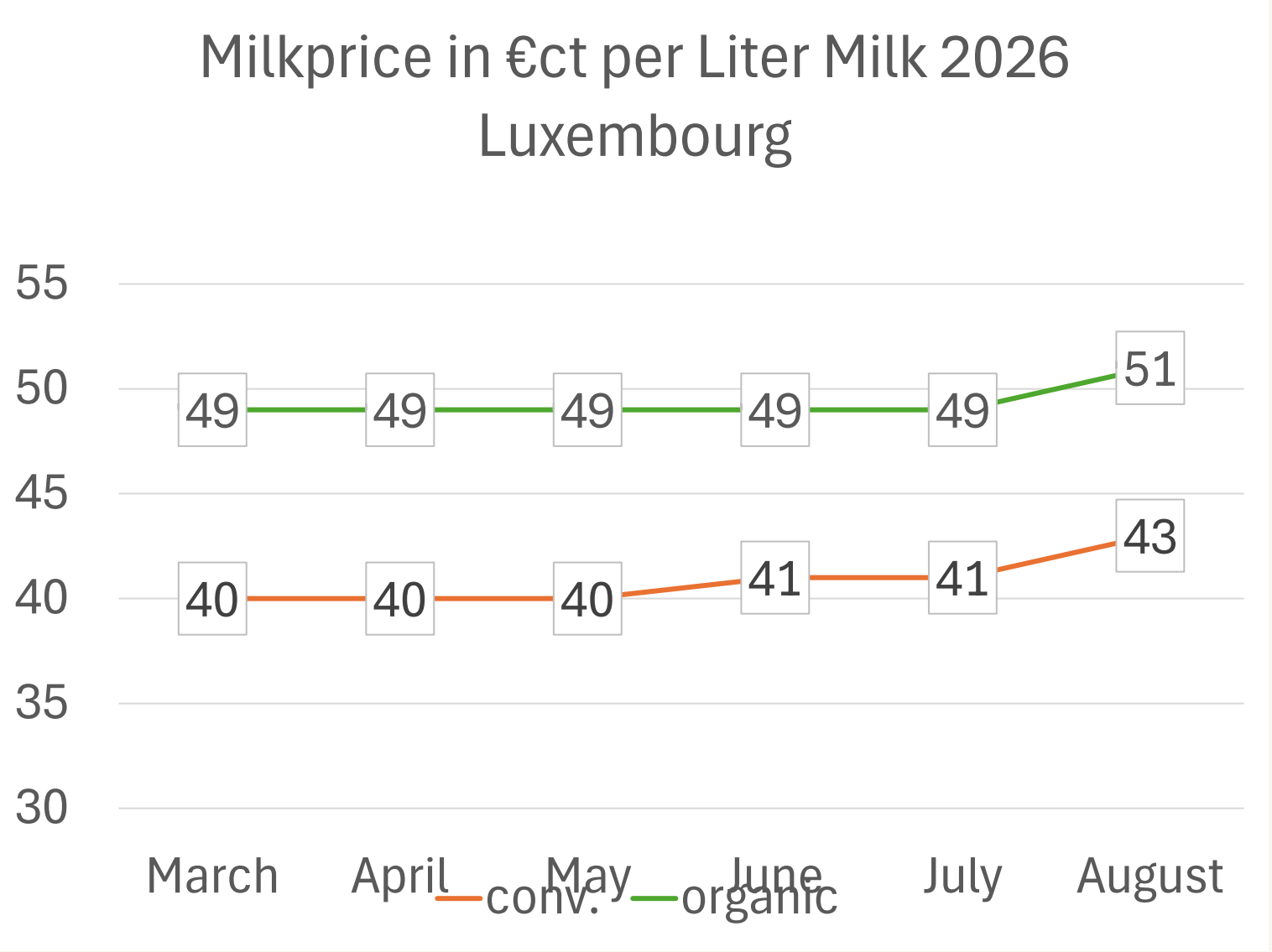

Luxlait

Fat = 4,50€/kg

Protein = 4,50€/kg (avg.)

slight adjustments

5% organic, seasonal overhang into export

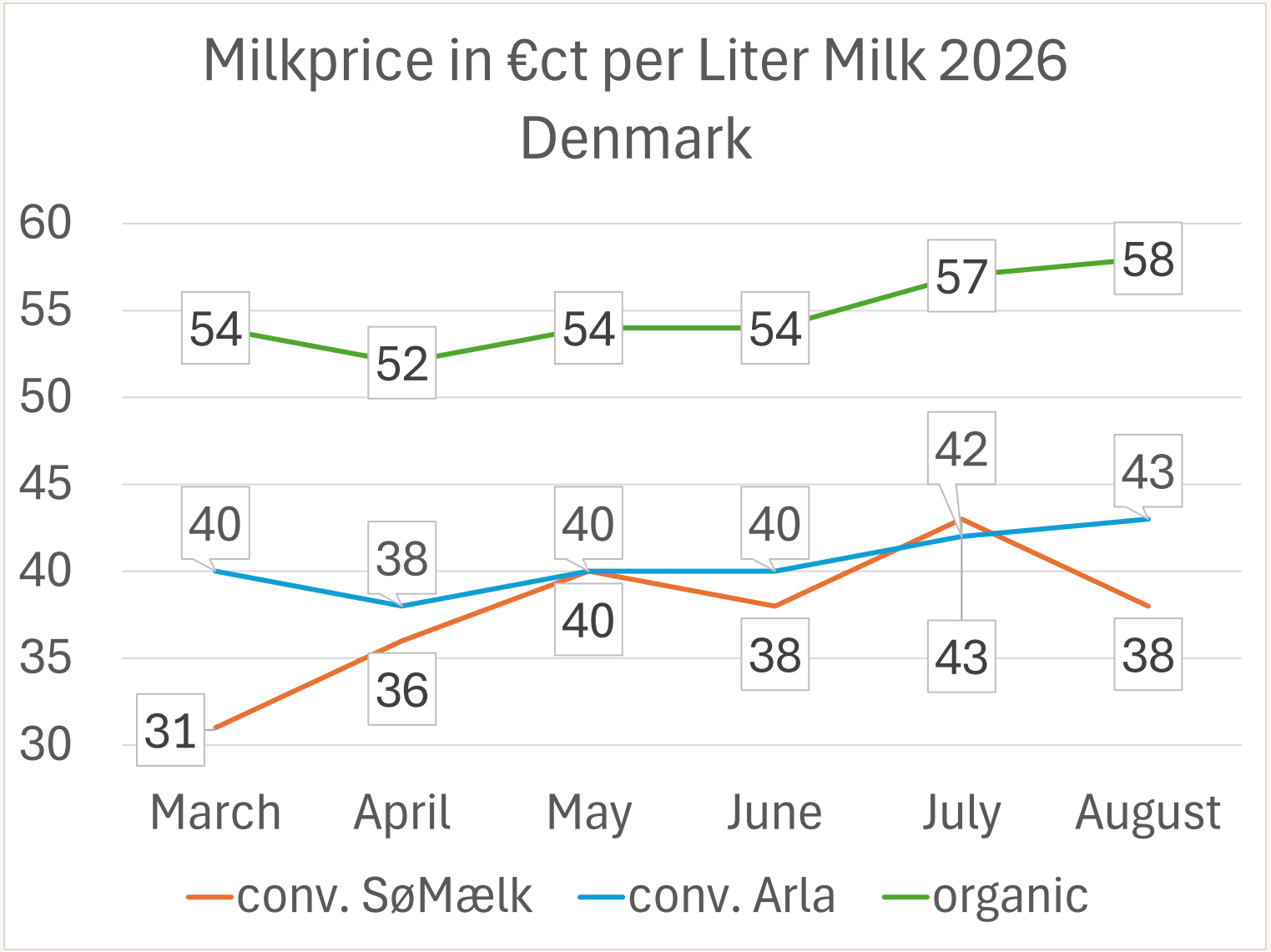

Arla

Fat = 5,50€ /kg

Protein = 4,20€ /kg (avg.)

SøMælk

Fat = 4,00€ /kg

Protein = 6,00€ /kg (avg.)

10,3% organic

of which 45% in export

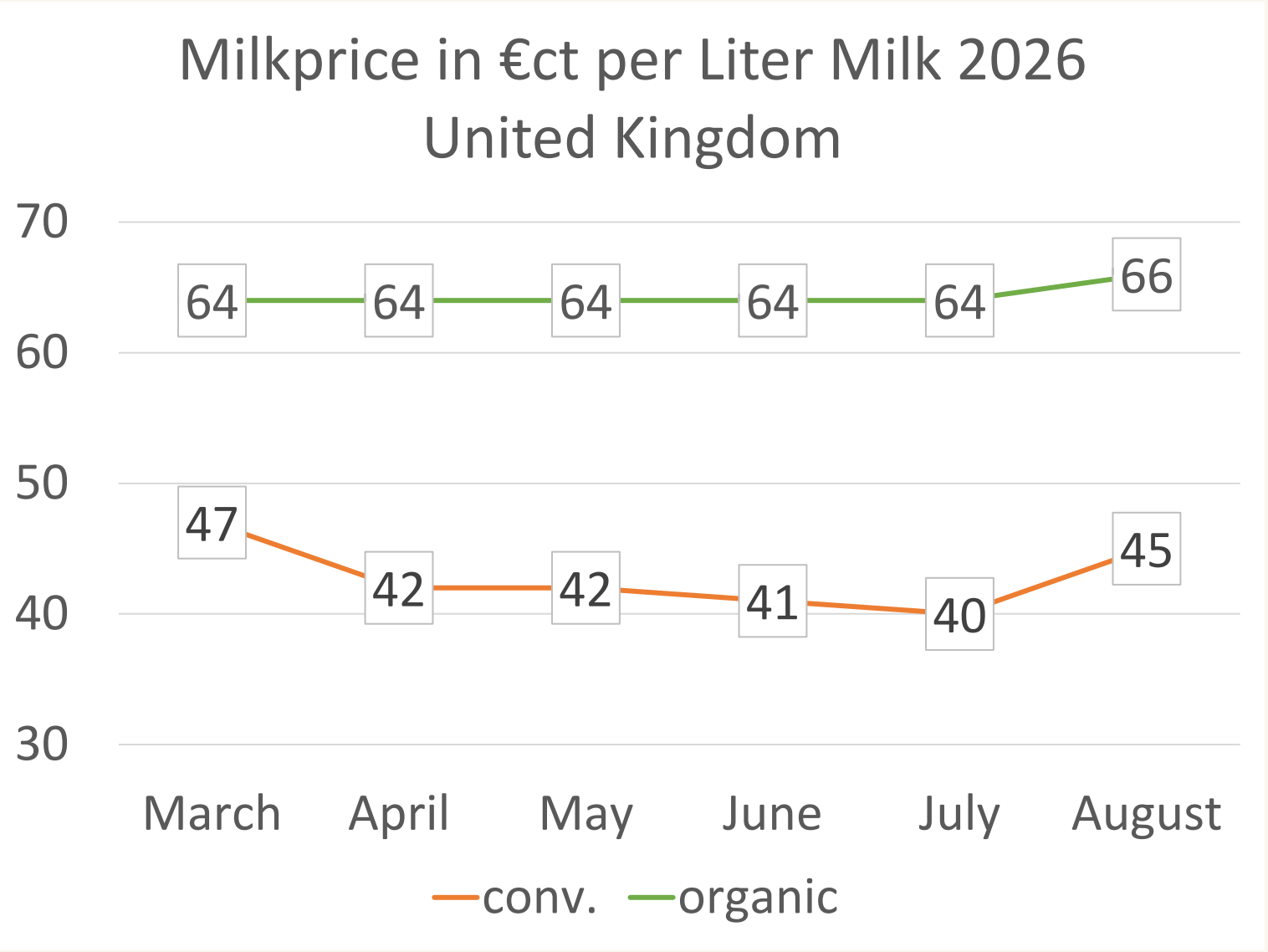

UK Arla

Fat = 5,50€ /kg

Protein = 6,00€ /kg (avg.)

Organic 3%

Market is balanced

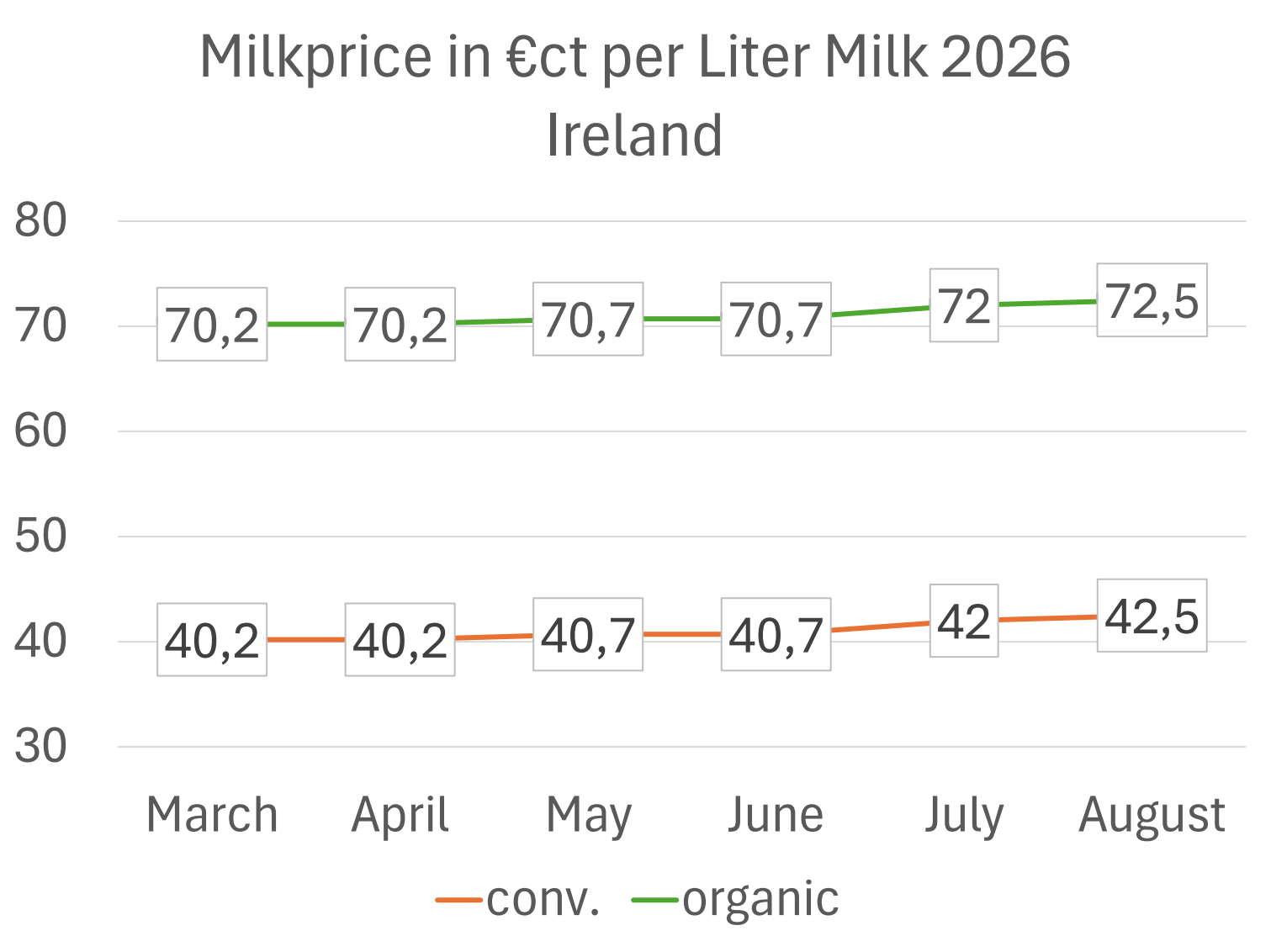

Kerry Agri

Fat = 4,30 € /kg

Protein = 6,70 € /kg (avg.)

Organic less than 1%

Winter milk +5 ct (*Nov-Dec-Jan)*

= Niche market

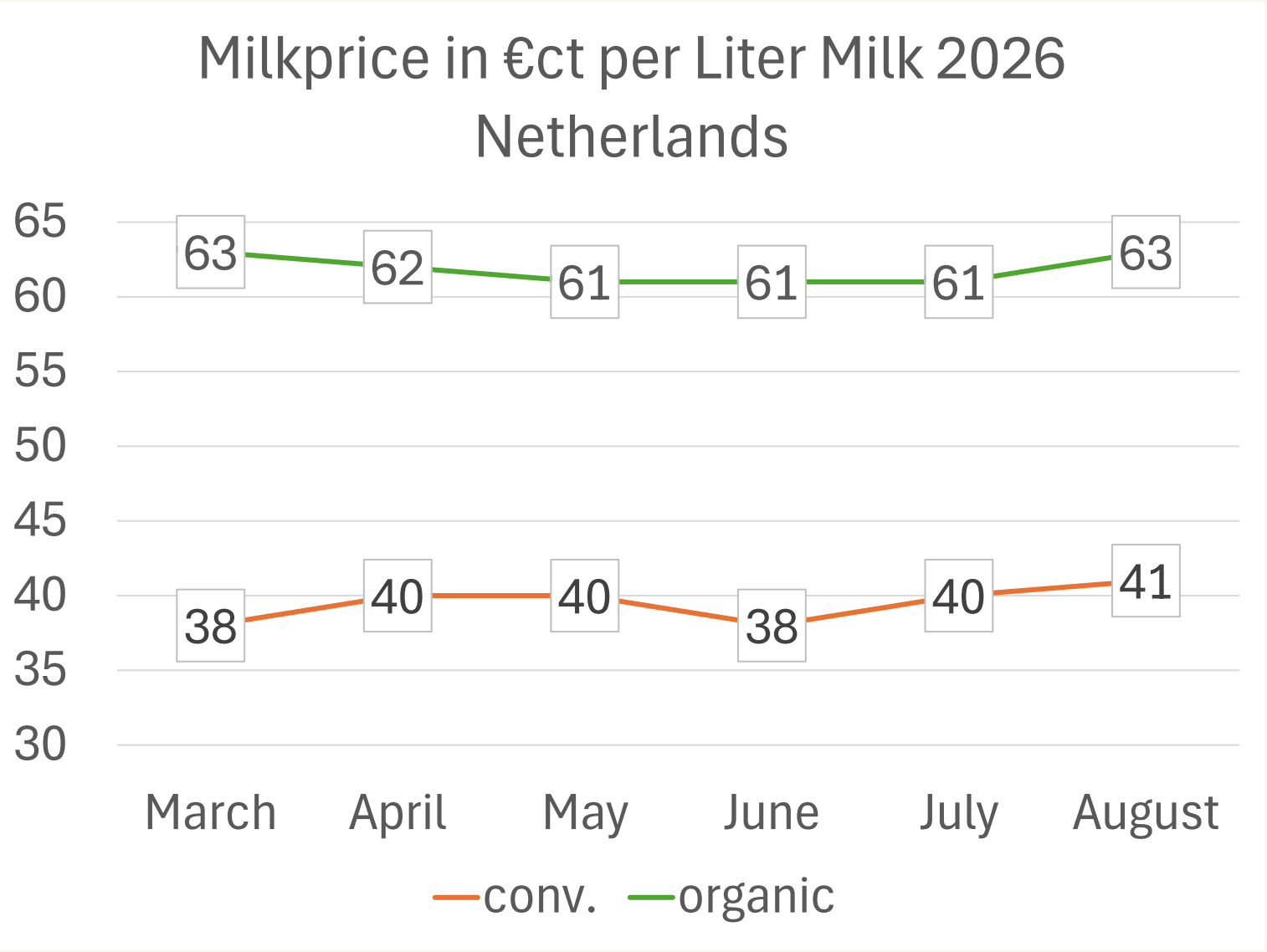

Friesland/Campina

Fat = 4,70€ /kg

Protein = 5,60€ /kg (avg.)

Eko melk

Fat =7,00€ /kg

Protein =5,00€ /kg (avg.)

Organic 2,4%

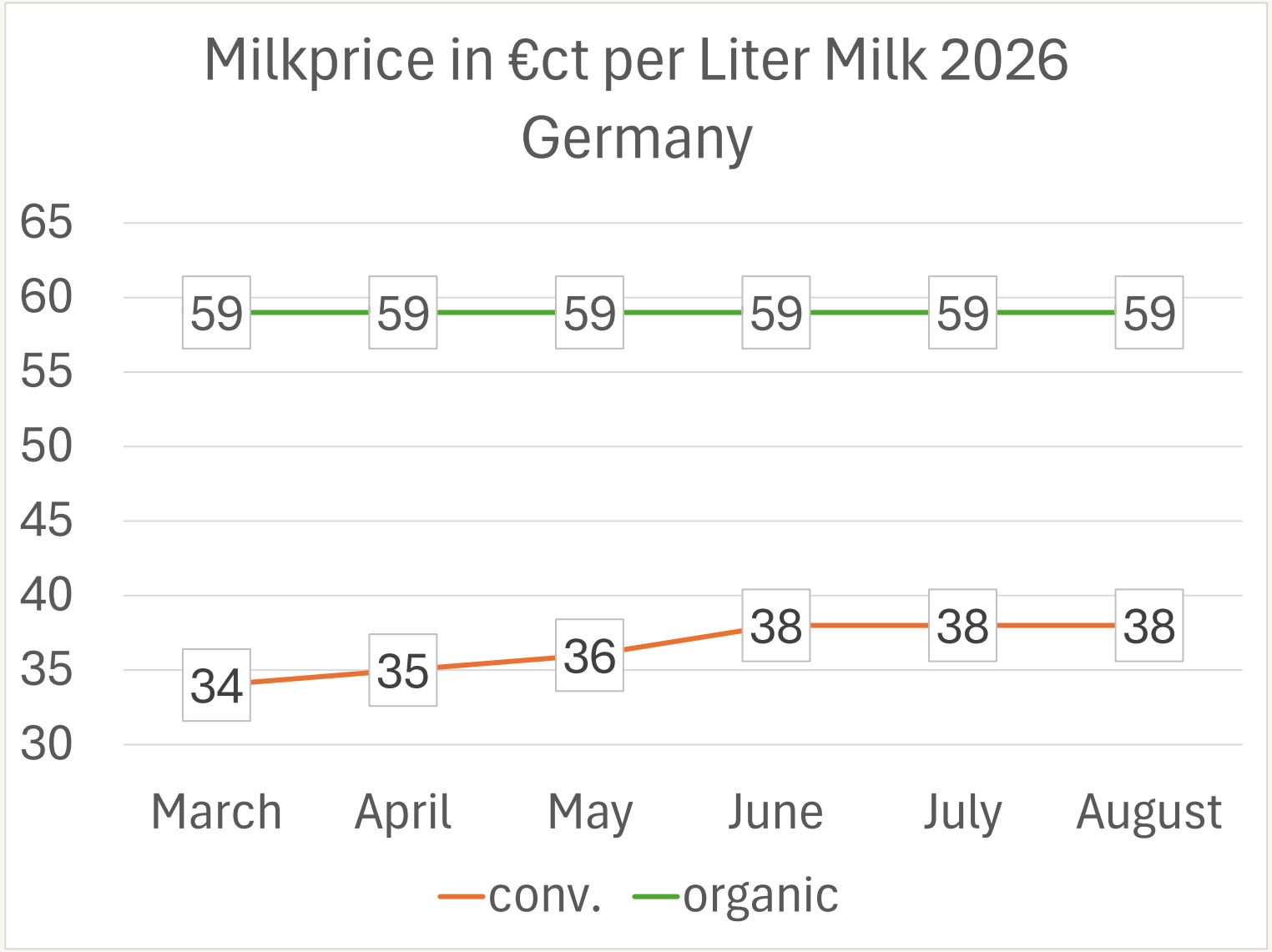

Dmk/Müller/gläserne Molkerei

Fat =4,20€ /kg

Protein =5,20€ /kg (avg.)

4,5 % organic

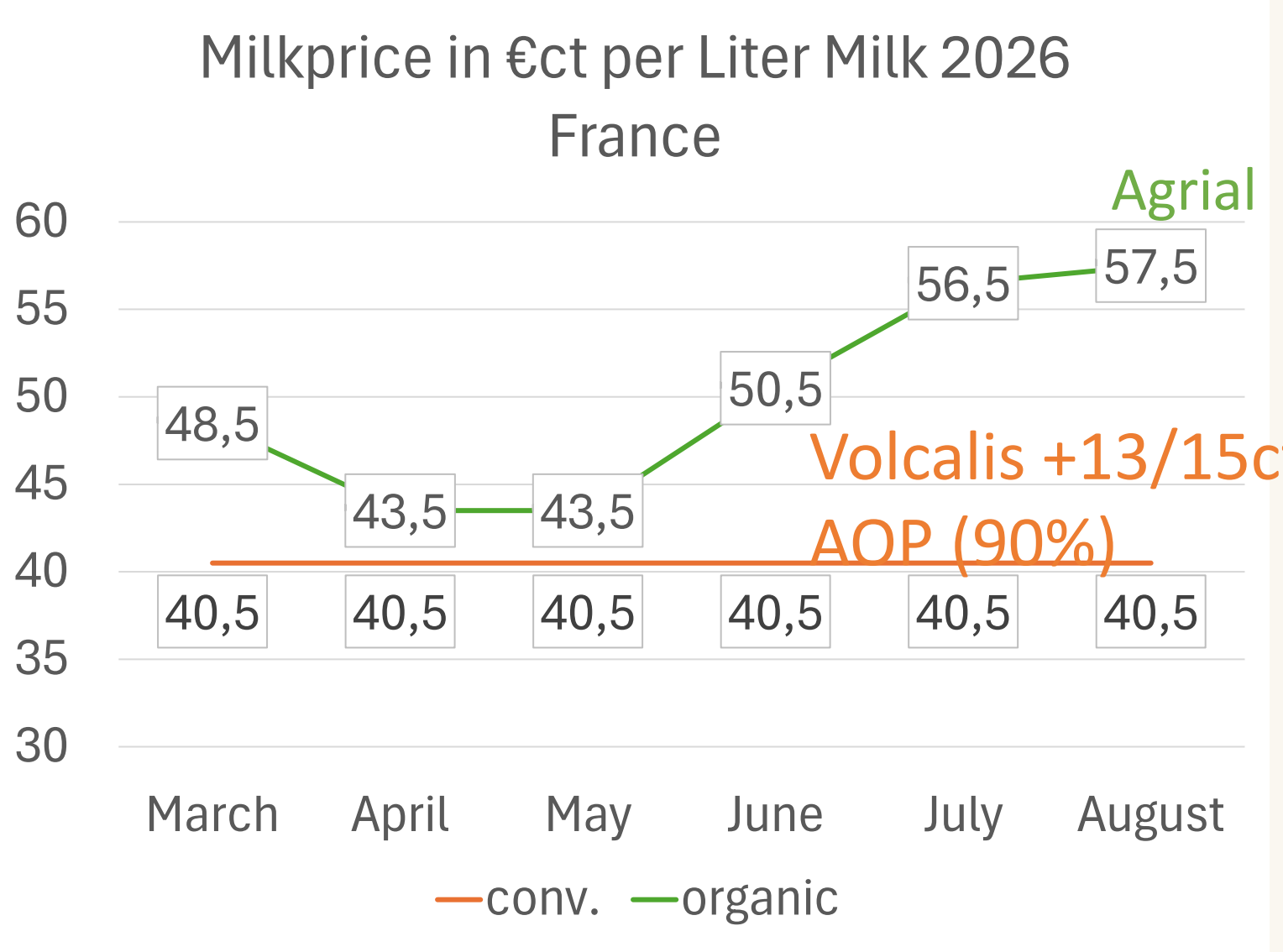

Volcalis/Agrial

Fat = 5,50€ /kg

Protein = 4,20€ /kg (avg.)

→Base price conv. 41ct

organic 5% →only 60% of this is sold as organic witch puts pressure on price

BP+8/+3/+3/+10/+16/+17

Milkprice in €ct per Liter Milk 2026 conventionel

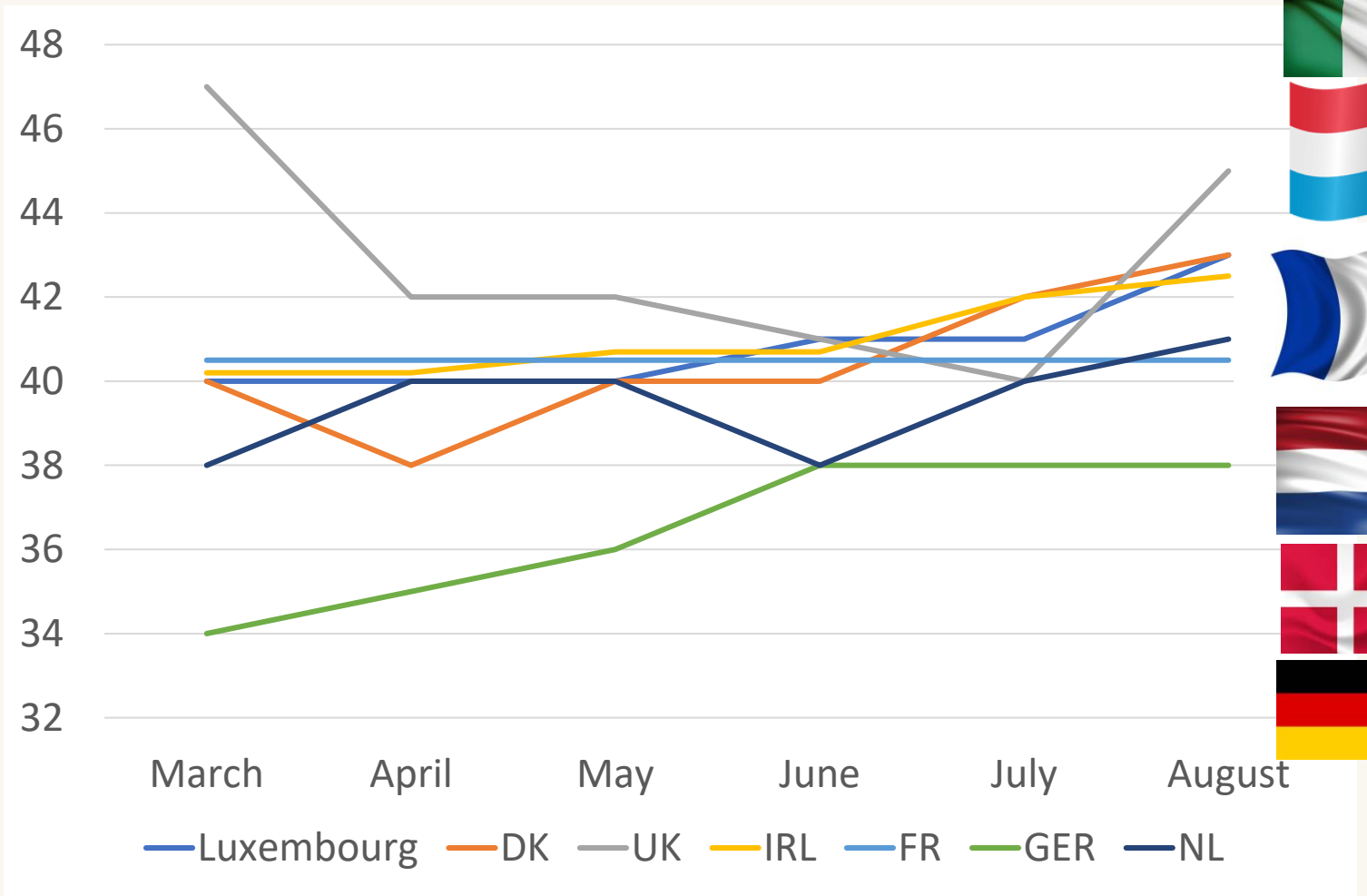

AVG March -AUG

UK→ 42,8 ct

IRL→ 41,05 ct

LUX→ 40,8 ct

FR→ 40,5 ct

NL→ 38 ct

DK→ 37,5 ct

GER→ 36,5 ct

- Rebound to 155.5 by June 2025
- About 25% below peak by 2026

Milkprice in €ct per Liter Milk 2026 organic

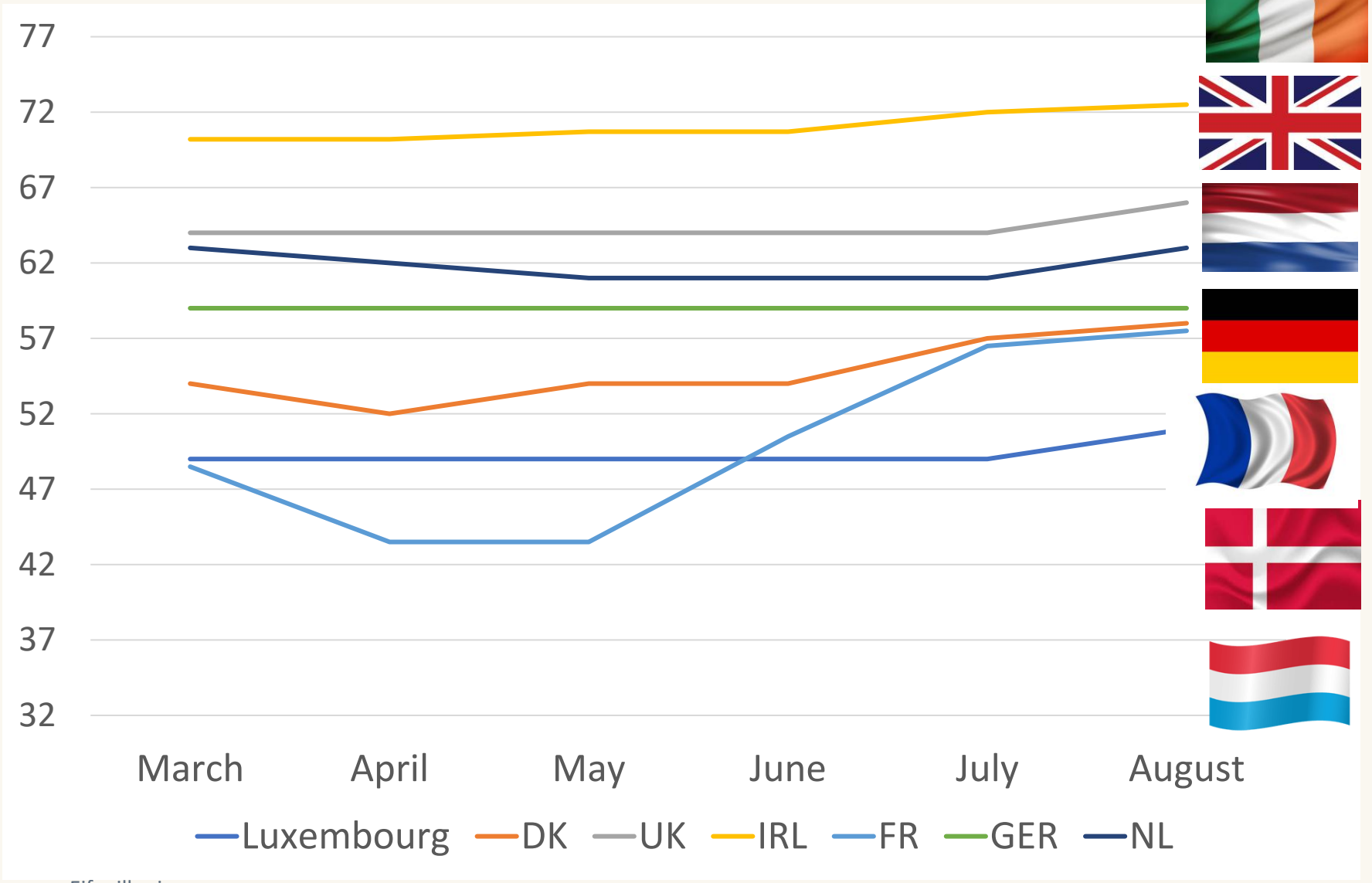

AVG : March/Aug

Irl → 71,05 ct

UK → 64 ct

NL → 61,8 ct

Ger → 59 ct

Fra → 51,6 ct

DK → 50 ct

Lux → 49,3 ct

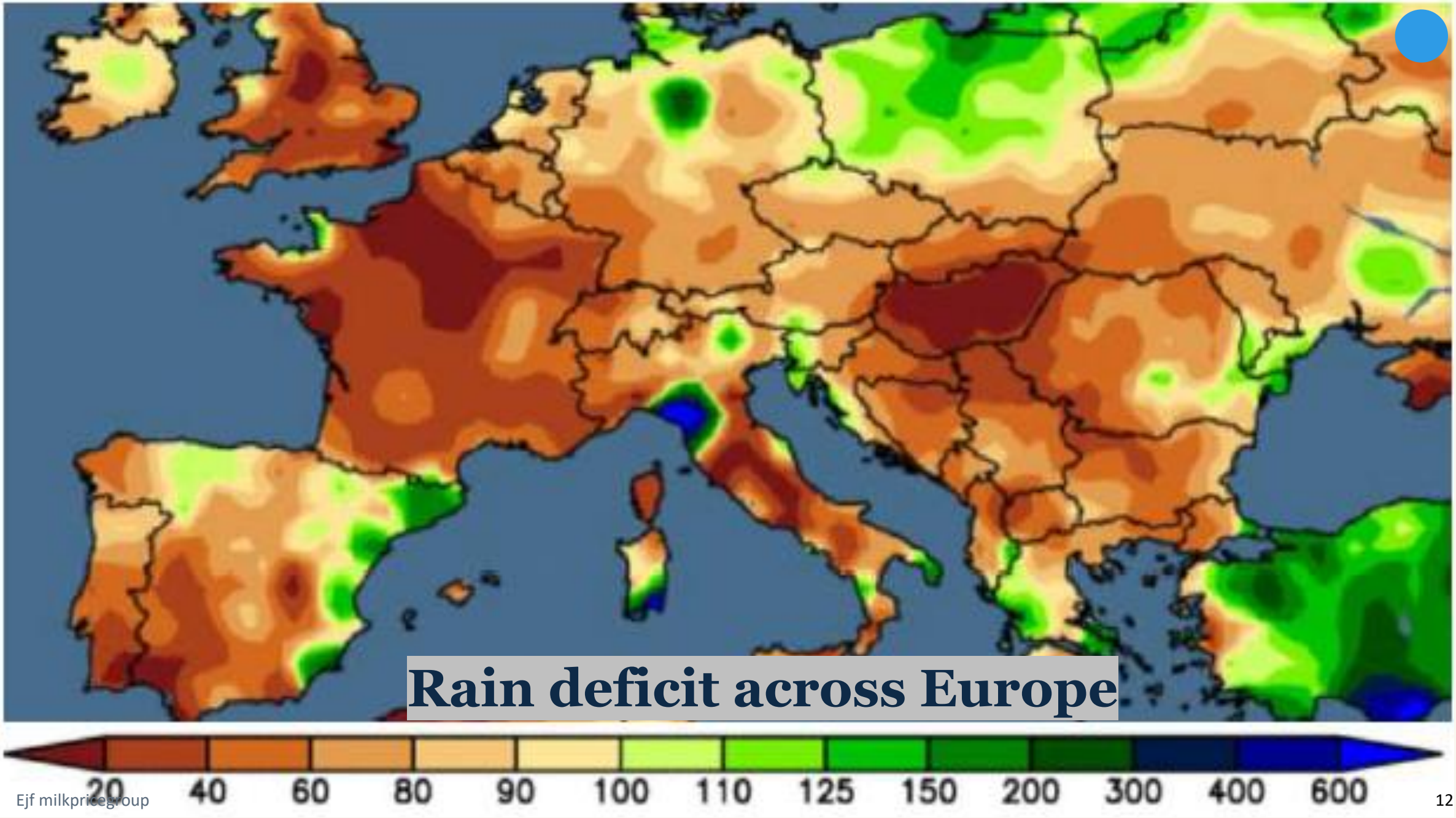

Rain deficit across Europe

Outlook on 2026/2027

- Production lowered in central Europe due to poor fodder quality and availability
- Forecast:
  - uncertainty around production levels in coming winter, pushes prices slowly but steadily higher due to high demand on protein and milk powder, cheese warehouses are sold out.
  - Butter is widely available; no further price jumps expected on this.
- Question remains if the rise in milk prices will cover the rising inputs costs, profitability will stay under pressure
- Disclaimer 🙈